

# Implementing SEL In Your District

in compliance with the Michigan Integrated Continuous Improvement Process (MICIP)

## Step 1

Identify the most appropriate funding sources for you.

For funding in Michigan, check out [this presentation](#) from the Department of Education representatives.

## Step 2

Figure out your 'why'.

Although the state mandate may be the most impactful reason behind implementing SEL in your district, there are also many great reasons why SEL is important for your school community. Learn more about finding your 'why' for SEL [here](#).

## Step 3

Create a team of SEL Leaders in your district.

Decide who will be the best candidates for SEL Leaders in your district and initiate training for them. Start from the basics to cover any knowledge gaps and ensure they have a deep understanding of SEL. Training should always include your 'why'.

## Step 4

Choose your SEL program.

Work with your SEL Leaders to create a new or choose a pre-made SEL program. You should also decide if you want to embed SEL into your current curriculum or have stand-alone SEL instruction.

## Step 5

### Assemble your SEL team.

MICIP often refers to SEL teams as 'continuous improvement teams'. To create a strong, effective team of around five to 10 people, you should aim to include stakeholders from various parts of the community. This could be made up of school administrators, teachers representing different grades and subject areas, non-instructional staff, students, and parents and caregivers. A team who are dedicated to implementing SEL successfully in your district will also help increase issues with community buy-in as the implementation process rolls out.



#### *Top tip*

---

Make sure you know who is responsible for coordinating continuous improvement throughout the year. MICIP also strongly encourages districts to assign a data liaison role who will have responsibility over areas such as ensuring that data and technology systems are configured and confirming data integration and quality.

---

## Step 6

### Train this team.

Again, start from the basics to cover any knowledge gaps - don't presume your staff knows everything about SEL and the MICIP process.

## Step 7

### Read the room.

Gauge the feelings toward SEL from parents, caregivers, and other community members. This can help you prepare for potential pushback. You should also consider how the SEL implementation rollout will be communicated to your community's stakeholders - MICIP recommends having protocols in place for this before the implementation begins. As also recommended by MICIP, you should try to get a sense of community feelings and reflect on the current culture and climate in your district.

## Step 8

Find a skills solution that works for you...

Choose a platform to help you implement SEL that will offer support for your staff and the best technology to help you easily assess and monitor students' social emotional skills. Remember, having a district-wide process for analyzing and interpreting data is a MICIP recommendation, and making sure you adhere to the Whole Child approach is a requirement.

... such as Skills from Satchel Pulse

SEL screening, monitoring, resources, and upskilling - all in one complete package. We can support your district to adhere to MICIP requirements and recommendations with:

Finding your 'why'

Training your SEL team

Easy SEL assessments

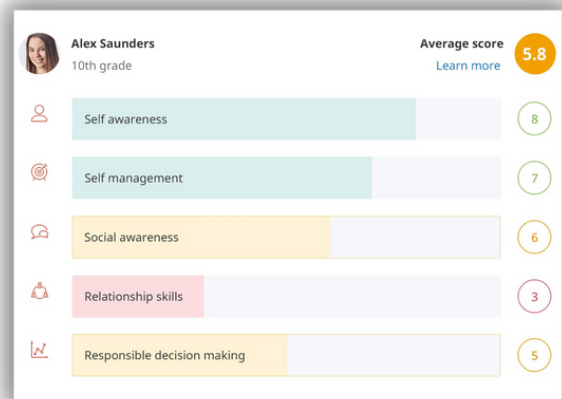
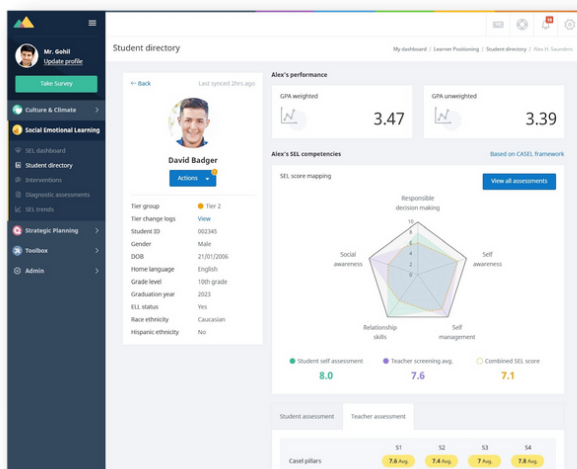
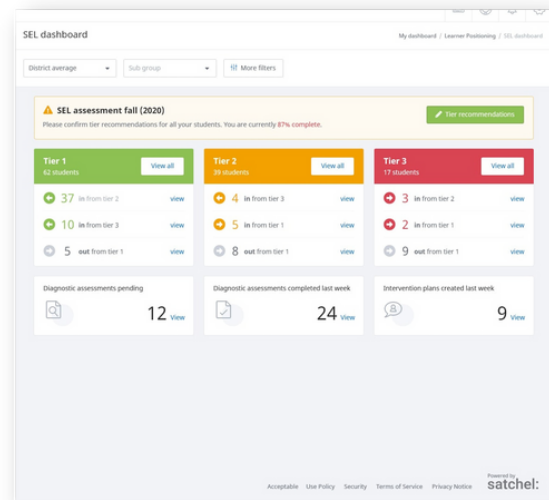
Automatic data disaggregating

CASEL-aligned content

Skills coaching for students

Frequent progress reflections

+ School climate insights  
with our Climate solution



For more information on Skills, go to [satchelpulse.com/products/skills](https://satchelpulse.com/products/skills)

## Step 9

### Walk the walk.

As the year goes by, try to embed SEL into all your district practices - not only student instruction. Reflecting on how you interact with other members of staff will have a 'trickle down' effect and impact how they interact with students (and vice versa) too.

## Step 10

### Assess and evaluate continually.

New issues that arrive throughout the year will need to be addressed and ironed out so that they can be avoided in the future. A good SEL platform will include services and support to help with this. Additionally, don't forget to seek help from local contacts, such as by joining MICIP conversations and professional learning meetings. You may find a list of these [here](#).



## Need more information on MICIP?

For more information about MICIP and your associated responsibilities as a district, please refer to key websites such as [MICIP's page](#) or their [Readiness Checklist](#).

**Or want to see how Satchel Pulse can support you?**

**Show me how**

*Please note that the steps highlighted above are intended as guidelines only and that Satchel Pulse is not responsible for inaccurate or outdated information within this document.*