





Satchel Pulse and California's Social Emotional Learning Guiding Principles



Source: California's SEL Guiding Principles

	 Climate	 Skills
Adopt Whole Child Development as the Goal of Education		
Systems change	<input checked="" type="checkbox"/>	<input checked="" type="checkbox"/>
Diverse and inclusive leadership teams	<input checked="" type="checkbox"/>	<input type="checkbox"/>
Social and emotional skills development	<input type="checkbox"/>	<input checked="" type="checkbox"/>
Student-centered discipline policies and practices	<input type="checkbox"/>	<input checked="" type="checkbox"/>
Climate and culture	<input checked="" type="checkbox"/>	<input checked="" type="checkbox"/>
Commit to Equity		
Address the opportunity gap	<input checked="" type="checkbox"/>	<input checked="" type="checkbox"/>
Ensure representation	<input checked="" type="checkbox"/>	<input type="checkbox"/>
Student and adult-led	<input checked="" type="checkbox"/>	<input type="checkbox"/>
Healing-informed	<input type="checkbox"/>	<input type="checkbox"/>
Build Capacity		
Positive relationships and belonging	<input checked="" type="checkbox"/>	<input type="checkbox"/>
Student and adult competencies	<input type="checkbox"/>	<input checked="" type="checkbox"/>
Developmental standards	<input type="checkbox"/>	<input checked="" type="checkbox"/>
Pre-service training and ongoing professional learning	<input checked="" type="checkbox"/>	<input checked="" type="checkbox"/>
Partner with Families and Community		
Family engagement	<input checked="" type="checkbox"/>	<input type="checkbox"/>
Expanded learning	<input type="checkbox"/>	<input type="checkbox"/>
Early learning	<input type="checkbox"/>	<input type="checkbox"/>
Community partnerships	<input type="checkbox"/>	<input type="checkbox"/>
Learn and Improve		
Implementation plans and progress monitoring	<input checked="" type="checkbox"/>	<input checked="" type="checkbox"/>
Measurement	<input checked="" type="checkbox"/>	<input checked="" type="checkbox"/>





Adopt Whole Child Development as the Goal of Education

-  Satchel Pulse has a proven track record of providing the high-quality data districts need to accurately inform decision-making, such as strategic plans and financial decisions.
-  Our climate surveys get to the root of important school culture and climate issues by frequently surveying all students, staff, and caregivers. The equity dashboard monitors and reports on districts' cultural responsiveness, multicultural education, and social justice, and helps inform them whether all community members are being represented and respected.
-  CASEL-aligned resources in our content library encourage learners to put their skills into practice in multiple contexts, including at home and in the classroom.
-  Provide the best school environments for the whole community with our support.


Commit to Equity

-  Our surveys are simple, graphical, and offer both translations and text-to-speech so that they're inclusive to any and all students.
-  Although our survey questions are easy to both understand and answer, the science behind the wording, phrasing, and topics is carefully-designed and advanced to ensure the right questions are being asked. This helps teachers provide equitable support in the exact areas that student need, and for districts to make any necessary changes.

Build Capacity



-  Find out if your students and staff feel like they belong in their district, bring value to their community, and how they feel about their peers.
-  Our self-assessments, screeners, and content library are 100% CASEL-aligned and research-based, and aim to help students develop strong pro-social mindsets and affective skills.
-  Insights collected from students using Skills empower schools to make their SEL program intentional, proactive, and responsive to students and their personal needs.
-  Professional development for district staff in both culture and climate and SEL-related areas are available from our team of expert educators.

Partner with Families and Community

-  Climate provides families, caregivers, and other community members the frequent opportunity to feedback and speak up on issues they think are important.

+ use  *Voice* for a 24/7 open communication platform

Learn and Improve

-  Our data gives districts high-quality, accurate, and relevant insights into their culture and climate and students' social emotional skills. Our data has a proven track record of improving districts' decision-making capabilities and increasing their outcomes across a variety of areas.
-  Using both Skills and Climate means your data insights will be available in one comprehensive, improvement-focused platform and streamline the process of connecting SEL progress to school climate (and vice versa).

